

Soy Don Toro

Workbook
for children learning
Spanish

My first Spanish words

Author : Antoinette Gerichhausen

Linguistic check of Spanish: Drs. Anabel Lumbreras

English translation by: Lynn Radford, Englishproof.nl

Illustrated by: Marieke Lambermont - Kaulane Huisman illustrated the fairy tale

Audio clips on the website recorded by: Edgetip Studio, Arnhem. Engineer: Raoul Soentken.

Native speakers: Helen Armstrong, Lara Jeurissen Lumbreras, Beatriz Lumbreras Guerrero, María García Álvarez and daughter Laura

First edition, first print run, 2018



ISBN 978-90-828255-0-3

© **Cinospaans**, Huissen, Netherlands

Apart from exemptions under the Copyright Act of 1912, no part of this document may be reproduced, stored in a retrieval system, or transmitted, in any form or by any means, electronic, mechanical, photocopying, recording or otherwise, without the prior written permission of the publisher. Insofar as article 16h from the Copyright Act of 1912 allows photocopies to be made of this publication, the relevant fees must be paid to Stichting Reprorecht (Reprographic Reproduction Rights Foundation) (see: www.reprorecht.nl/english). To reproduce parts of this publication elsewhere, please first contact the publisher directly.

I would like to thank all employees of IVIO-Wereldschool and my loved ones for their patience and the confidence they have given me during the development of this material. Patience and confidence are the two ingredients that have made a major positive contribution to the development process of this part in the series called 'Juan y Rosa', Spanish for primary-school children.

Antoinette Gerichhausen

Introduction



This workbook will help us to:

- get to know the Spanish language better
- learn how to remember Spanish words and phrases
- prepare to continue learning Spanish later on in Key Stage 2



Hello, my name's Anne.

We're going to learn how to sing Spanish songs.

We'll be drawing, folding, cutting and pasting.

We're going to play Bingo and Domino with Spanish words.



Hola, soy Don Toro.



Castillo en Alicante, España

You can follow Don Toro in Spanish at @Don_Toro_



Join Don Toro and Anne on a journey of discovery!



And if you enjoy it, you can carry on learning Spanish with Juan y Rosa next year.

Soy Rosa.

Soy Juan.



Before you start

You'll need:


1. to want to learn another language



2. a friend who wants to learn another language too



3. scissors, glue, crayons, a computer and headphones



4. someone to help you get started and to answer your questions
5. a way to send an email to Don Toro if you have more difficult questions
6. lots of enthusiasm to do the puzzles and exercises
7. to ask Don Toro (dontoro.espanja@gmail.com) for your group code for

Edmodo.com, the website that helps you to find the links to the other

websites used in this book.



Getting started



Look out for Don Toro. He's going to teach you about Spain and the Spanish.

Look out for me. I'm learning Spanish for the first time.

Ask your helper if you get stuck, or send Don Toro an email:
dontoro.espanja@gmail.com

Before cutting out the pictures with your scissors, first cut out the whole page and photocopy it so you have all the pictures twice.



List of contents

1. El sueño de Don Toro (Don Toro's dream).....	9
2. Don Toro está alegre (Don Toro is happy).....	25
3. Don Toro descubre algo (Don Toro discovers something).....	37
4. Don Toro está contento (Don Toro is contented)	53
5. Don Toro y sus deseos (Don Toro and his wishes).....	65
6. Don Toro ve nuevas posibilidades (Don Toro sees new opportunities)	79
7. Don Toro y su talento (Don Toro and his talent)	91
Theme Page	101
Domino game for chapters 1 and 2	103

What do the symbols mean?



Listen to Spanish words and repeat them.



Ask your helper to read out loud, or listen to the story on the website.



Draw or make something.



Listen or read about Spain and Spanish culture.

1

Capítulo uno

(Chapter 1)



Prezi:




<https://bit.ly/3fypWOJ>

Hola. ¿Qué tal? Soy Don Toro.

El sueño de Don Toro


What will you learn in chapter 1?

- That children in Spain speak Spanish
- Learn to sing a Spanish song
- Listen to a Spanish story
- You can explore and discover even more on your own



1.1 Spanish

Cut out the pictures along the outlines and then do exercise 1.1a on the website.





First, cut out these pictures.



Then go back to the website and learn about Spanish sounds in exercise 1.1b.

		1
2	3	4
5	<p>Cut out the Theme Page near the back of this workbook and photocopy it as many times as you like. Make groups of the pictures that you think belong together. Give each Theme Page a name or a title. I will do the same!</p>	



1.2

Don Toro has a dream.
He wishes he could play the guitar.
He wants to learn to play the guitar very well.
So well that he can perform in front of an audience.
He thinks about it a lot.



In his mind, he sees lots of colours and happy faces.
People are listening to him.
They are smiling and singing along.
While Don Toro is playing the guitar and singing.

You can dream about anything you want to be.
What do you wish for?
Talk about it!



Tell each other about what
you wish you could do – no
dream is too wild or crazy!

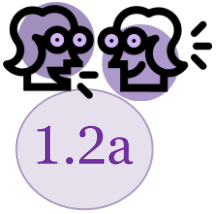
Quisiera ser guitarrista.
¿Y tú?



Quisiera ser
bailarina.
¿Y tú?

Paco de Lucía was a famous
Spanish guitarist.

Listen to his music on the
website.



We're going to learn the song '*Quisiera ser tan alto*'. A boy sings about what he wishes for. You can sing, dance and listen to the song as often as you like.



What is the song about?



Name of the song: 'I wish I could be very big'

The boy from the song has a dream.

In his dream, he wishes that he could be as big as the moon, because then he could see the soldiers in Cataluña.

He wants to help the king
if the colonel will let him.

Have you ever been to
the Costa Brava?

It has lots of old castles.

You can see pictures of
some of them on the
website.

Then he dreams that he is walking over a bridge
and his ring falls into the water.

He wants to rescue his ring from the water,
but he pulls out treasure instead:
a silver statuette of the Virgin Mary
and a golden statuette of Jesus Christ.



I wish I could be a
good dancer. And you?
What would you really
like to be good at?

This is an old Spanish song
which has been passed down
from mothers to their
children through many
generations, for over a
hundred years.

Quisiera ser

.....
.....



Cut out the pictures
and do the exercise
1.2a on the website.





Go to the website and sing along with exercise 1.2b.



1.2b

La canción: 'Quisiera ser tan alta'

1		 COMO LA LUNA
2		 DE CATALUÑA
3		 DE SERVIR AL REY
4		 DE MI CORONEL
5		SANTA CLARA DE SANTA CLARA

6		 <p>DENTRO DEL AGUA</p>
7		 <p>SAQUÉ UN TESORO</p>
8		 <p>Y UN CRISTO DE ORO</p>



'Tu tesoro'... What kind of treasure would you want to pull out of the water? Draw it!



1.2c




Draw a picture
of your wish or
dream.



Draw a picture of your own wish or dream and colour it in:

Quisiera ser ...
(I wish I could be ...)

Mi sueño es ...
(My dream is ...)





1.3

'El sombrero mágico'

A. Cuento popular - El sombrero mágico
(Es un cuento argentino)



Now we're going to listen to a story on the website, or ask your helper to read it to

It's a fairy tale from Argentina.

Cut out the pictures on the next page and do exercise 1.3a.





(→ the arrow means it's an activity)



- B. First, listen to part of the fairy tale *El sombrero mágico* on the website, exercise 1.3b, or ask your helper to read it to you. The story will be continued later.



- C. Talk about what the fairy tale is about.

A 'cuento' is a fairy tale.

English fairy tales usually begin with: 'Once upon a time...'

In Spanish, fairy tales start with: '*Había una vez...*'

1. How did this fairy tale start?
2. What do you think will happen next?
3. Does your friend think the same?
4. Draw a picture of what you think will happen next below.



Jaime quisiera ser:

Now you can make your own Theme Pages using all the pictures you have cut out.



See my example on the website (**exercise/tarea 1.3a**). Group the pictures together as you like on your Theme Pages to help you remember the words more easily.

