

*Juan y Rosa*

## Manual *Juan y Rosa están de vacaciones*

Can I be your friend? Then I can guide you through the book.



STEP 1

Ask your teacher for an access code for the digital environment part 1 on the website [www.juanyrosa.com/the-free-digital-platform/](http://www.juanyrosa.com/the-free-digital-platform/)

Make your own portfolio to keep track of what you have learnt and still want to learn: like a language diary!



Note down the website link + password!



STEP 2

Start with the textbook, the one with blue and green colours: "*Libro de Texto*".


Firstly, read **what the colours mean!**



= explanation



= Spanish pronunciation / audio medium



= learn (homework)



= learning goal



Each chapter is 4 pages long, apart from Chapter 1 which has 6 pages.

Download the games from the digital environment that will help you to practise the words from the book.

page 1: the learning goals / what you've learnt

page 2: learn new words/pronunciation on your audio medium



page 3: listen to the conversation on your audio medium and read it out loud (alone or together).

page 4: explanation of different things.  
Learn the **GREEN** text blocks carefully!

**STEP 3**


First think about the **learning goals** and then move on to the green workbook called '*Las Tareas*'.

Always read my speech bubbles. And look out for any Spanish all around you, such as on TV or in the supermarket.




Page 1: overview of the exercises (*tareas*). You can choose which order you want to do them in. Tick the box each time you have finished one.

Page 2: the conversation with your teacher/helper or your classmates.

Page 3 onwards: Listen  to the exercises twice. For some exercises you have to work in pairs.

... Last but not least ... the solutions book!



Discuss with your teacher/helper:

- For some of the exercises you have to work together, so you won't be able to do them if you're learning Spanish on your own. Ask your teacher/helper if they know anyone who speaks Spanish. If they live nearby, they can come into the lesson sometimes so you can do the exercises together.
- Once you think you've done enough exercises, you or your teacher can check them by looking in the solutions book. So ... do you think you're ready to do the test now...?
- If so, do the '*La Prueba*', the test. Take your time and make up some nice sentences of at least 3 words, including a verb!!
- Check the test yourself or ask your teacher/helper to check it for you, using the solutions book (page 39 onwards). Your teacher/helper can add up your score to find out your mark.

The first page of the solutions book, in the 'Introduction', tells you how to work out whether you have passed the test. Each answer scores 1 point if:

- you have tried your best to provide a good answer, and
- you have formed a sentence of at least 3 words including a verb.

If you score more than half of the total number of points, you have passed the test.

Before moving on to the next section, first go back over the test. Look at the questions you got wrong and think about how you would answer them correctly next time. Are you happy with your score?

- If you did not pass the test you should do the TAREAS "EXTRA" and then take the test again.
- If you passed the test you can choose:
  - either do the TAREAS "MÁS", which are some fun-to-do exercises about the same topic,
  - or move on to the next chapter with a new learning goal. The *tareas 'más'* are really fun to perform in front of your classmates or to send in to the school newsletter, or even to email to Don Toro (dontoro.espanja@gmail.com)! They are like the icing on the cake!
- Don't forget to update your language portfolio. You can also upload your own text, a presentation or interview to your language portfolio.

If you are in the second half of Key Stage 2 and you spend two hours a week learning Spanish, then each chapter will take you about 6 weeks.

If you are in the first half of Key Stage 2 and you spend two 45-minute sessions a week learning Spanish, then each chapter will take you about 2 months.


- When you reach the end of the book, you can do an exam to get the *certificado Español-principiante 1* certificate. Talk to your teacher/helper about when you could be ready for the exam. If you pass this exam, you will be at the level of Spanish for beginners: A1. And when you've passed Part 1, you can start on Part 2!

Part 2 is called: *Juan y Rosa, están en casa*. In this part, Juan y Rosa tell and teach you all about Spain. You will learn about F.C. Barcelona, about 'el Olentzero', about the gaita, flamenco, the beautiful capital city of Madrid, about 'La luna de Valencia' and much more....

Useful tips:

- practise the words from the green text blocks out loud at home, then your family can join in too
- keep your eyes peeled and your ears pricked for any Spanish around you, such as on TV, and talk about it in class afterwards
- look up the websites mentioned in your book in your free time
- if you go to Spain on holiday, try to order a drink or an ice cream yourself
- ask for a subscription to *¿Qué Tal?* for your birthday (see FAQs on the website [www.juanyrosa.com](http://www.juanyrosa.com))
- update your language portfolio and make contact with other pupils working with the *Juan y Rosa* learning method
- if you have any questions, email them to [dontoro.espanja@gmail.com](mailto:dontoro.espanja@gmail.com)
- greet everyone by saying "*Hola*" or "*¿Qué tal?*", and when you leave say:

"Adiós" or "Hasta luego"



*¡Mucho éxito!*

Don Toro.

Email


: [dontoro.espanja@gmail.com](mailto:dontoro.espanja@gmail.com)

Instagram

: [juanyrosadeespanja](https://www.instagram.com/juanyrosadeespanja)

Websites

: [www.juanyrosa.com](http://www.juanyrosa.com)



**Rosa y Juan**